

# FORTICRETE®

*innovators in roofing™*

## THE VERSATILE CONCRETE TILE FOR PITCHES DOWN TO \*10°



Red Centurion on a private house extension in Speedwell, Bristol.



Red Centurion on the Upperby Primary School, Cumbria. Specifier: Cumbria County Council

- Established design since 1962
- Can be laid to \*10°
- Wind barriers behind leading edge to combat wind lift
- Hidden fixings including tile clip
- Available in 5 colours
- Full range of dry fix fittings
- Kitemarked to BS EN 490
- 60 year guarantee

*\* On some simple roof designs Centurion can be laid down to a 10° pitch, but this should not be attempted without prior consultation with the Forticrete Technical Department*



FM 11084

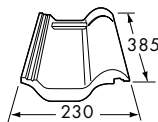


BS EN 490  
Licence No. KM 11083

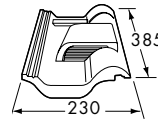
# Centurion® 12.5

**Designed to be ideal for main roofs  
and extensions**

# CENTURION® SPECIFICATIONS



**CENTURION**

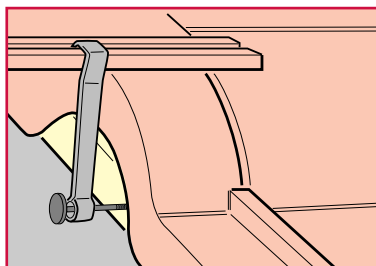


**VENT TILE**  
(2400mm<sup>2</sup> min pitch 20°)

**NB: Bonded double tiles are available on request. These tiles may be required depending on roof pitch when cutting into hips and valleys.**

Designation: T – EN490 – IL – 40 – RF – 197 – / – / – 368 – 2,9

## CENTURION® FIXING



**FIXING:** Where tiles are to be fixed by clipping, fix the tile clip to the lower edge of the tile and nail to the tiling batten supporting the underlying tile using plastic clips with 50 x 3.35mm nails. For rafter pitches below 22.5° it is recommended that all tiles are clipped.

When using verge clips it will be necessary to cut tiles. Left and right hand verge tiles are available on request. Factors governing the mechanical fixing of Forticrete slates and tiles are contained in BS 5534:2003 Slating and Tiling.

Forticrete will be pleased to provide written fixing specifications for specific projects as they cannot be held responsible for fixings on projects where their own guidelines are not followed correctly.


Pitch	Headlap	Batten Spacing	Batten Required	Tiles Required	Mass (approx)
12.5° - 44°	100mm	285mm max	3.5 lin m/m <sup>2</sup>	17.5/m <sup>2</sup>	50kg/m <sup>2</sup>
*10° - 12°	100mm	285mm max	3.5 lin m/m <sup>2</sup>	17.5/m <sup>2</sup>	50kg/m <sup>2</sup>

\*On some simple roof designs Centurion can be laid down to a 10° pitch, but this should not be attempted without prior consultation with the Forticrete Technical Department


**Batten Size:** 38mm x 25mm for rafter spans up to 450mm; 50mm x 25mm for rafter spans from 450mm up to 600mm in accordance with BS 5534:2003.

**NB: The minimum pitch is based on a maximum rafter length of 10m for pitches of 12.5° and above and 5m for pitches below 12.5°. For rafter lengths greater than this, please contact the Forticrete Technical Advisory Service.**


## CENTURION® COLOUR RANGE




**Autumn**




**Brown**



**Red**



**Rustic**



**Slate Grey**

**GUARANTEE:** The colour of CENTURION will change with natural weathering over the years but the integrity of the tiles carries a 60 year guarantee, from date of supply, subject to the company's normal terms. Forticrete Roofing Products' policy is one of continuous improvement and the Company reserves the right to change specifications and designs at any time without notice. The colours reproduced within this brochure are as close as the photographic and printing processes will allow.

**Where an exact colour match is critical, you are advised to view actual tile samples.**

Order your *Centurion*<sup>12.5</sup> from:

**Approved stockist**

### Working Procedures, Safety & General Precautions

Tiles should be fixed in accordance with BS 5534:2003. Forticrete recommend that fixers of all slates and tiles regard the products as fragile as stated in BS8000:Pt6:1990 Section 5. During installation of the products, the correct setting out and working procedures should be employed to avoid walking directly on to products which have been fixed or are on any completed area of a roof. Should it be necessary to gain access via the roof where battens of adequate strength cannot be used as footholds, this should not be attempted without the use of adequate protection to the tiles or slates including the required number of crawling boards, ladders and cat ladders.

Please note that where there is a change of pitch, packing may be required between crawling boards, cat ladders and the surface of the tiles or slates to avoid damage to the product.

Fixers should note that Forticrete do not recommend the practice of cutting tiles or slates in-situ.

Other information can be obtained from the Health and Safety in Roof Work publication HSG33 and in the 'Working on Roofs' publication INDG284. Reference should also be made to the Forticrete Technical Literature and Fixing Instructions.



A CRH plc company

For sales & product enquiries contact:  
Forticrete Ltd., Boss Avenue, off Grovebury Road,  
Leighton Buzzard, Beds, LU7 4SD.  
**Tel: 01525 244900**, Fax: 01525 850432,  
E-mail: roofing@forticrete.com



For technical information, call the Forticrete Technical Hotline:  
FREEPHONE 0800 262136, Fax: 0151 524 1265  
or E-mail at technical@forticrete.com  
Internet: www.forticrete.co.uk

\*FORTICRETE and CENTURION are registered trademarks of Forticrete Ltd.  
CRH is a registered trademark of CRH plc  
™ innovators in roofing is a trademark of Forticrete Ltd ©2007 Forticrete Ltd.