


FORTICRETE®

innovators in roofing™

DOUBLE CAMBERED PLAIN TILE APPEAL AT PITCHES DOWN TO 22.5°



Brown, Red & Slate Grey Gemini on Westbury Homes at Sovereign Harbour, Eastbourne

Autumn Gemini on Crowndale Homes in Buckingham



BS EN 490
Licence No. KM 11083

- Traditional plain tile appearance
- Lays to lower pitches - 22.5° (plain tiles 35°)
- Only 16.3 tiles per m² (60 for plain tiles)
- Hidden fixings including tile clip
- Full range of dry-fix fittings
- Available in 7 colours
- Kitemarked to BS EN 490
- 60 year guarantee

NEW DESIGN BENEFITS

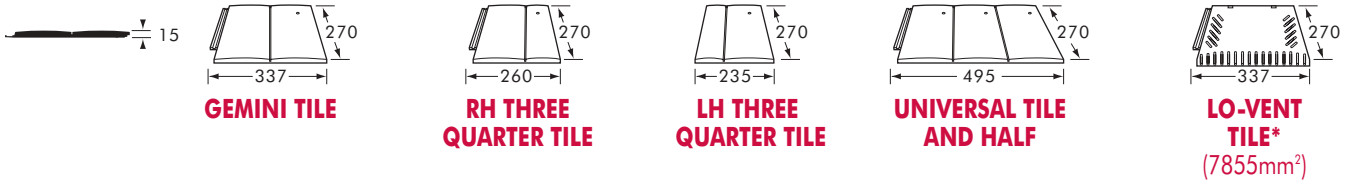
- Increased tile strength
- Even stronger, tighter interlock
- Improved coverage (less tiles per m²)
- Outstanding aesthetic appeal

Gemini®

FORTICRETE ROOFING PRODUCTS

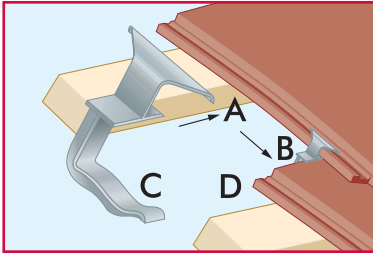
www.Forticrete.co.uk

GEMINI® SPECIFICATIONS



N.B. Bonded double tiles may be required for some hip and valley details at low pitches. These tiles are available on request. * Registered design no. 2096657
Designation No: T- EN 490 - IL - 0 - RF - 316 - / - / - 243 - 2,8

GEMINI® FIXING



FIXING: Nail once. (Aluminium Nail 45mm x 3.35mm). The nail hole diameter is approximately 5mm, with the hole being positioned approximately 37mm down from the head of the tile and 58 mm in from the right hand edge of the tile. In all circumstances, verges should be clipped. A plastic clip is available to enable secure fixing in exposed locations. It is a fixing requirement that the second course of slates is nailed and clipped in all cases, to secure the eaves course. In sheltered locations variations on the fixing specifications may be used, but should not be attempted without consultation with the Forticrete Technical Advisory Service. Forticrete will be pleased to provide written fixing specifications for specific projects as they cannot be held responsible for fixings on projects where their own guidelines are not followed correctly.


FIXING OF GEMINI TILE CLIP: The Gemini Tile Clip is not mechanically fixed to the batten, but clips on to the tile interlock (at point A). The clip is then slid down (to point B) and the curved underlock (C) locates under the back of the tile below (D).

Pitch	Headlap	Batten Spacing	Batten Required	Tiles Required	Mass (approx)
22.5° - 29°	80mm min	190mm max	5.26 lin m/m ²	16.6/m ²	47kg/m ²
	95mm max	175mm min	5.70 lin m/m ²	18.1/m ²	51kg/m ²
30° - 70°	75mm min	195mm max	5.13 lin m/m ²	16.3/m ²	45kg/m ²
	95mm max	175mm min	5.70 lin m/m ²	18.1/m ²	51kg/m ²

Batten Size: 38mm x 25mm for spans up to 450mm; 50mm x 25mm for spans from 450mm up to 600mm in accordance with BS 5534:2003.

NB: the minimum pitch is based on a maximum rafter length of 10m. For rafter lengths greater than this, please contact the Forticrete Technical Advisory Service.

GEMINI® COLOUR RANGE



GUARANTEE: The colour of Gemini will change with natural weathering over the years but the integrity of the tiles carries a 60 year guarantee, from date of supply, subject to the company's normal terms. Forticrete Roofing Products' policy is one of continuous improvement and the Company reserves the right to change specifications and designs at any time without notice. The colours reproduced within this brochure are as close as the photographic and printing processes will allow. **Where an exact colour match is critical, you are advised to view actual tile samples.**

Order your **Gemini®** tiles from:

Approved stockist

Working Procedures, Safety & General Precautions

Tiles should be fixed in accordance with BS 5534:2003. Forticrete recommend that fixers of all slates and tiles regard the products as fragile as stated in BS8000:Pt6:1990 Section 5. During installation of the products, the correct setting out and working procedures should be employed to avoid walking directly on to products which have been fixed or are on any completed area of a roof. Should it be necessary to gain access via the roof where battens of adequate strength cannot be used as footholds, this should not be attempted without the use of adequate protection to the tiles or slates including the required number of crawling boards, ladders and cat ladders.

Please note that where there is a change of pitch, packing may be required between crawling boards, cat ladders and the surface of the tiles or slates to avoid damage to the product.

Fixers should note that Forticrete do not recommend the practice of cutting tiles or slates in-situ.

Other information can be obtained from the Health and Safety in Roofwork publication HSG33 and document INDG284. Reference should also be made to the Forticrete Technical Literature and Fixing Instructions.



A CRH plc company

For sales & product enquiries contact:
Forticrete Ltd., Boss Avenue, off Grovebury Road,
Leighton Buzzard, Beds, LU7 4SD.
Tel: 01525 244900, Fax: 01525 850432,
E-mail: roofing@forticrete.com



FM 11084

For technical information, call the Forticrete Technical Hotline:
FREEPHONE 0800 262136, Fax: 0151 524 1265
or E-mail at technical@forticrete.co.uk
Internet: www.forticrete.co.uk

®FORTICRETE, Gemini, ECOTILE and the e-logo are registered trademarks of Forticrete Ltd. ©2005 Forticrete Ltd.