

# Old English Pantile



Old English Pantile Natural Red

## Fittings and accessories

Tile fittings:	- LH verge tile - Dentil slips
Ridges:	- Clay half round
Mono ridges:	- Clay half round
Hips:	- Clay third round
Valleys:	- Lead - Fibreglass
Clips:	- Tile

See pages 22-25.

## Roofing systems

Ventilation systems:	- Ridge - Eaves - Top abutment - Tile - Gas terminals
----------------------	---

See pages 64-77.


**A traditional English pantile offering beauty by design. This classic shape with its carefully proportioned profile creates a long lasting, beautiful roof.**

## Technical data


Minimum roof pitch	30°
Headlap (minimum)	72 mm
Batten spacing at max. gauge	270 mm
Size of tile	342 x 252 mm
Covering capacity at max. gauge (tiles per m <sup>2</sup> )	17.5
Cover width	210 mm
Profile depth	69 mm
Hanging length	308 mm
Weight as laid (kg per m <sup>2</sup> )	41
Weight per 1000	2.4 tonnes
Weight per tile	2.4 kg
Weight per pallet (including pallet/package)	1.2 tonnes
Quantity per pallet	480
Battens per m <sup>2</sup>	3.7 m
Batten size	
Up to 450 mm rafter centres	38 x 25 mm
Up to 600 mm rafter centres	50 x 25 mm
Nail size/type for tiles	50 x 3.35 mm aluminium clout head

Note: Unless otherwise stated, data is based on tiles laid at minimum headlap.


## Colours



65 Natural Red



66 Flanders



68 Antique Slate



Award winner