

Double Roman



Double Roman Terracotta Red

Fittings and accessories

Tile fittings:	- Cloaked verge tiles (LH & RH) - Half tiles
Ridges:	- Half round - Segmental
Mono ridges:	- Half round
Hips:	- Half round - Segmental
Valleys:	- Lead, Fibreglass
Clips:	- Tile, Eaves, Verge

See pages 22-25.

Roofing systems

Dry roof systems:	- Ridge, Hip - Verge
Ventilation systems:	- Ridge - Eaves - Top abutment - Tile vent - Gas terminals

See pages 64-77.

A long established Roman design popular in most regions, ideal for both new build and refurbishment.


Technical data

Minimum roof pitch*	17.5° Smoothfaced 30° Sandfaced
Headlap (minimum)	75 mm
Headlap (maximum)	120 mm
Batten spacing at max. gauge	345 mm
Batten spacing at min. gauge	300 mm
Size of tile	420 x 334 mm
Covering capacity at max. gauge	9.7 tiles per m ²
Cover width	300 mm
Profile depth	50 mm
Hanging length	398 mm
Weight as laid	43.0 kg per m ²
Weight per 1000	4.5 tonnes
Weight per tile	4.5 kg
Weight per pallet (including pallet/packaging)	1.0 tonnes
Quantity per pallet	228
Battens per m ²	2.91 m
Batten size	
Up to 450 mm rafter centres	38 x 25 mm
Up to 600 mm rafter centres	50 x 25 mm
Nail size/type for tiles	65 x 3.75 mm aluminium clout head
Nail size/type for tile clips	50 x 3.35 mm aluminium clout head

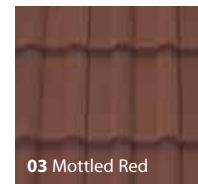
Note: Unless otherwise stated, data is based on tiles laid at minimum headlap.

* Rafter length restrictions apply at minimum roof pitch. Please contact Technical Support for further information

Colours




02 Antique No. 2




03 Mottled Red



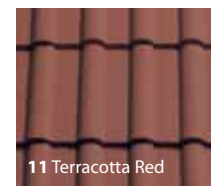
05 Cornish Grey




09 Light Grey




10 Brown



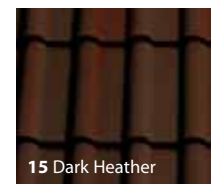
11 Terracotta Red



12 Rustic



14 Dark Grey



15 Dark Heather



18 Charcoal