

Product features & benefits

- Mortar free
- One seal for 1/2 round and universal concrete angle ridge tiles
- One seal for concrete 1/3 round and uni-angle hips
- Quick and easy to install, no special tools required
- Lightweight, safe and easy to handle
- Vapour permeable
- Water and wind resistant
- Self-adhesive butyl strip provides a permanently strong bond
- No mortar required
- UV stable
- No harmful effects on surrounding materials and components
- Highly resistant to mould growth and fungal attack
- Highly durable, with a service life similar to roof structure and finishes
- Available in 4 colours that complement most tiles and slates
- 10 year guarantee on all components
- All in one box

Area of application

Suitable for:

- Most ridge and hip tiles, including plain clay angle ridge tiles
- Most slate and tile profiles

Material

Polypropylene membrane with a mesh fabric.

Lower portion of each side flap: UV stable coloured aluminium coating or applied copper finish

Colours

Anthracite
Copper finish
Dark brown
Terracotta

Dimensions

295 mm roll width x 5m length to provide the minimum 75 mm lap over the top of the uppermost course of tiles/slates

Hip trays 475mm



Roll-Fix® Kit is a universal ventilating dry ridge and hip system suitable for ventilating most concrete and clay ridge/hip tiles. Available in 4 colours to blend in with the roof, it comes in a practical all-in-one kit.




Colour range

Terracotta _____

Dark brown _____

Anthracite _____

Copper finish _____



Installation

To allow ridge ventilation, cut the underlay 30 mm short of apex on each side. The method of fixing ridge battens will depend upon the type of roof structure. Once the ridge batten is in position, Roll-Fix® is rolled out along the ridge or hip and stapled or nailed to the ridge/hip batten. Peel away the adhesive strip's backing tape and push-fit the corrugated side flaps to follow the profile of the tiles. The ridge tiles are secured by using the screw and washer provided to fix the Clamping Plate through the Ridge Seal into the ridge batten as shown above. Finish the ridge ends with either a Klobber Ridge End Cap, block end ridge tile or mortar. Full fixing instructions are included in Roll-Fix® Kit packs.

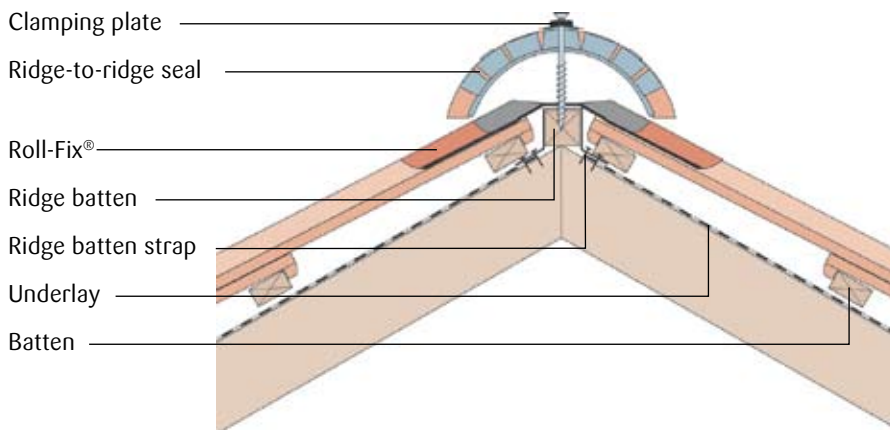
Performance

For most tiles it provides high level ventilation, equivalent to at least 5mm continuous opening.

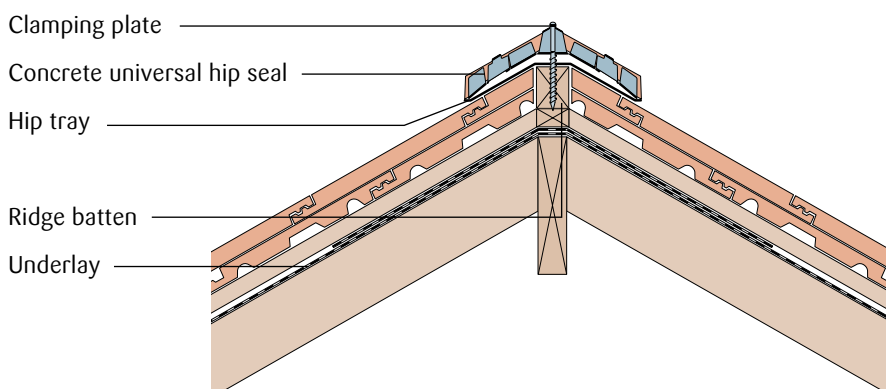
Roll-Fix® Kit



Typical example - half round ridge with profiled interlocking tiles



Typical example - hip detail with universal hip tiles



KLOBER

Weight

Box	3.5kg
5m roll	2kg

Packaging

Each kit contains:

- 5m ridge/hip roll
- Seals
- Batten Straps
- Screws
- Washers
- Clamping Plates
- Cro Clips (hip packs only)
- 11 hip trays (hip kits only)

NB ridge spacers to be purchased separately for Flat tiles 22 per pack

Product codes

Concrete Uni Ridge Seal	KR5000
Concrete Universal Hip Seal	KR5001-1
Clay 1/2 Round Ridge Seal	KR5003
Clay Plain Angle Ridge & Hip Seal	KR5004
Ridge spacers (required for Flat tiles)	KR967200

Colour codes

Anthracite	0402
Copper finish	0340
Dark brown	0200
Terracotta	0100

Regulations

- Ventilates to BS 5250
- Complies with BS 5534 for mechanical fixing
- Manufactured to DIN 4108/3